



2025 WEATHER STATISTICS

GRAND CAYMAN, CAYMAN ISLANDS

SUMMARY

2025 WAS CHARACTERIZED BY SIGNIFICANTLY BELOW-AVERAGE RAINFALL AND WELL-ABOVE-NORMAL TEMPERATURES, BOTH FOR DAYTIME AND NIGHT-TIME TEMPERATURES. THE YEAR RANKED AMONG THE WARMEST, WHILE ALSO STANDING OUT AS THE DRIEST YEAR OVER THE PAST DECADE, CONSISTENT WITH THE ONGOING WARMING AND DRYING TREND OBSERVED IN RECENT YEARS.

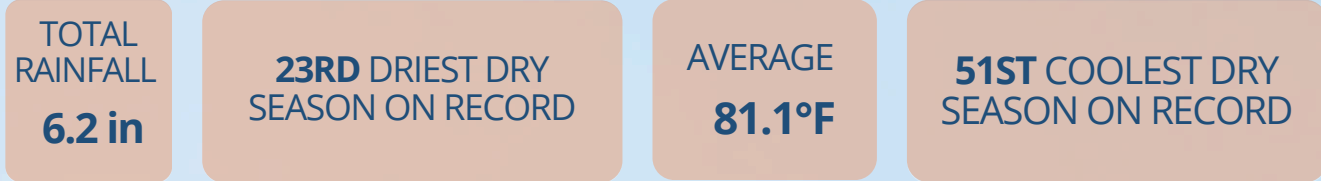


SIGNIFICANT WEATHER EVENTS

THOUGH THE CAYMAN ISLANDS EXPERIENCED NO WEATHER EVENTS OF SIGNIFICANCE THIS YEAR, SOME WEATHER EVENTS TRIGGERED THE FOLLOWING WARNINGS:

SMALL CRAFT ADVISORY = 24
SMALL CRAFT ALERT = 8
MARINE WATCH = 5
MARINE WARNING = 1

DRY SEASON (DEC 2024 - APRIL 2025)



NUMBER OF COLD FRONT PASSAGES
9

WET SEASON (MAY - NOV 2025)



WHILE SEVERAL NAMED TROPICAL SYSTEMS DEVELOPED WITHIN THE ATLANTIC BASIN AND CARIBBEAN REGION THIS SEASON, THE CAYMAN ISLANDS EXPERIENCED **NO DIRECT HITS**.



For the complete seasonal reports, please visit our website at, <https://www.weather.gov.ky/season-summaries>

RECORD BREAKING STATISTICS

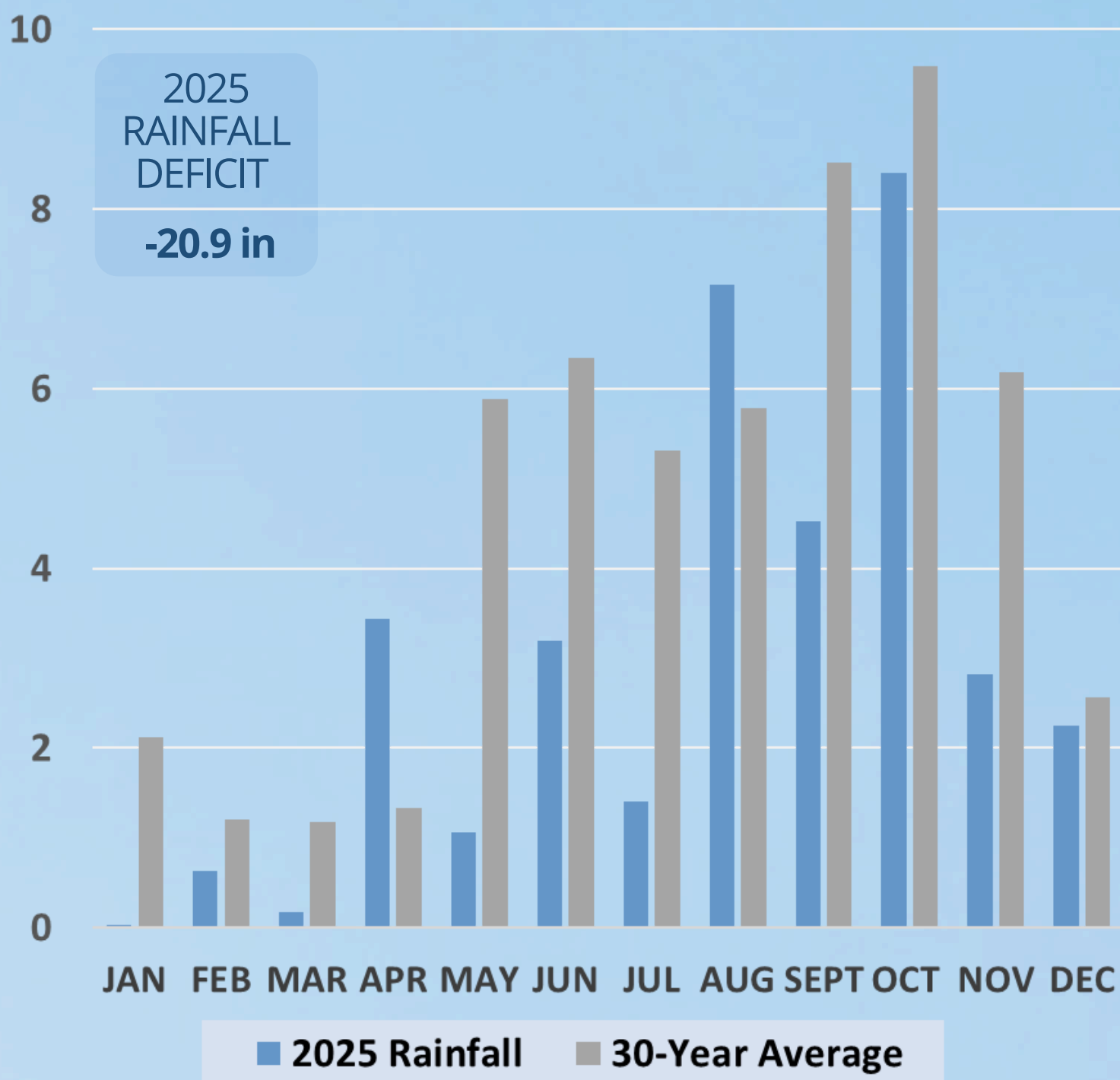




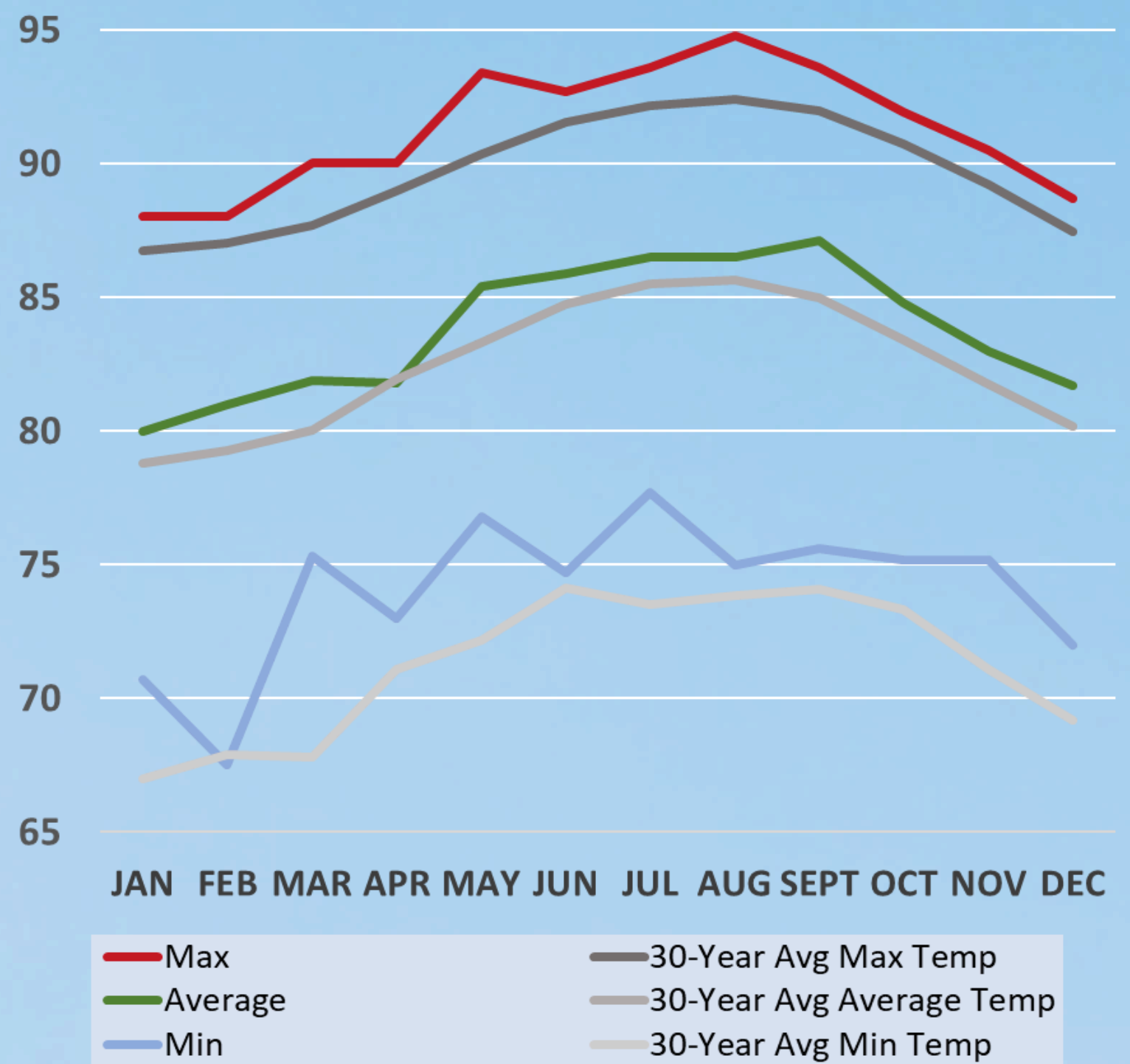
2025 WEATHER STATISTICS

GRAND CAYMAN, CAYMAN ISLANDS


2025 Rainfall VS 30-Year Average



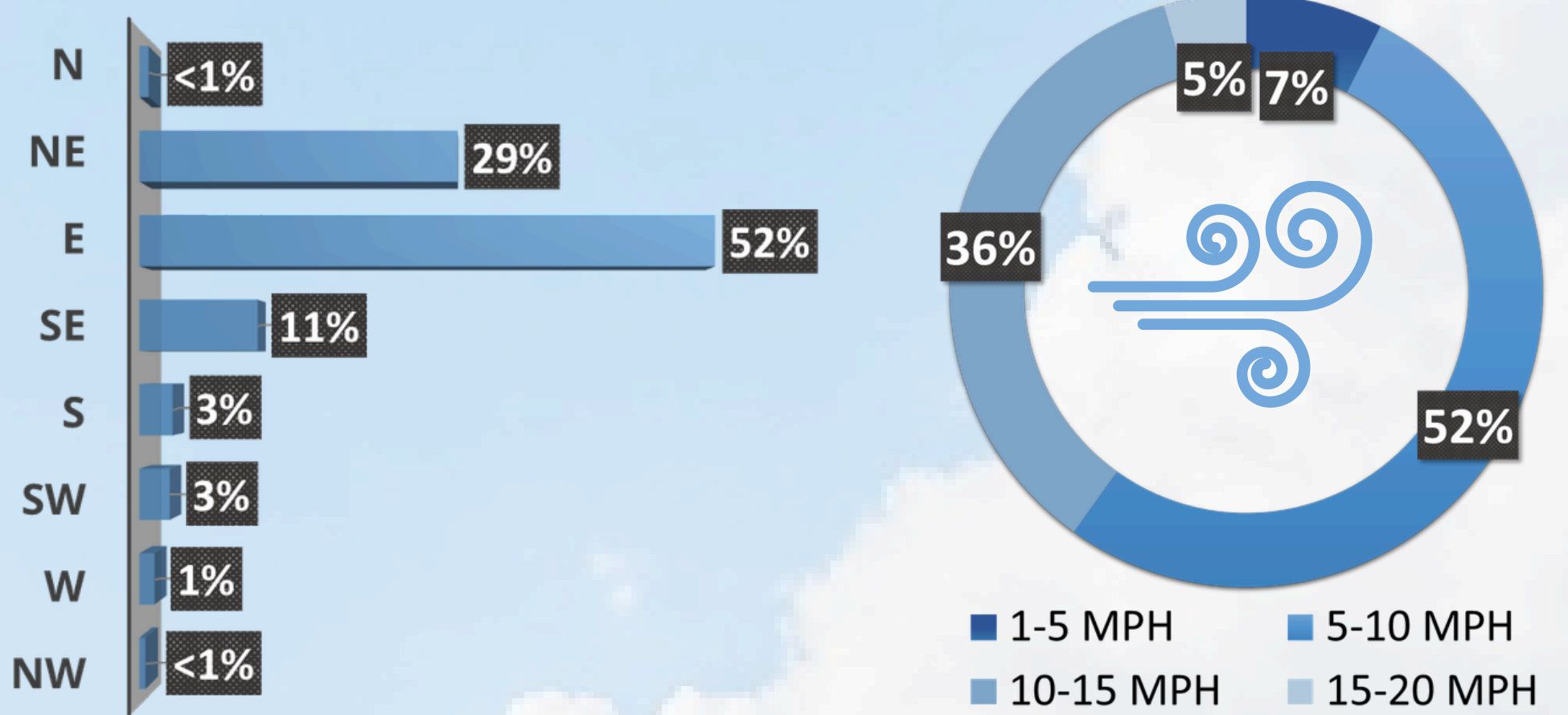
2025 Temperatures VS 30-Year Average Temperatures (°F)



CLOUD COVER



DAILY AVERAGE WIND DIRECTION AND SPEED



HIGHLIGHTS

- Rainfall:** In 2025, totals were well below both recent and long-term averages, making the year one of the driest of the past decade. Annual rainfall was approximately 32 percent below the 2015–2024 average and about 37 percent below the 30-year climatological average. Compared to recent years, 2025 ranked as the driest year within the past 10 years.
- Temperatures:** In 2025, temperatures were well above both recent and long-term averages, placing the year among the warmest of the past decade and continuing the observed warming trend. The annual average temperature was about 0.6°C above the 10-year average and about 1.3°C above the 30-year climatological average. Maximum temperatures were particularly elevated, contributing to increased daytime heat stress, with values averaging about 1.4°C above the 10-year average and about 2.1°C above the 30-year climatological average, ranking as the second highest within the past decade. Minimum temperatures also remained relatively warm, with values about 0.9°C above the 10-year average and about 2.7°C above the 30-year climatological average, ranking fourth warmest for minimum temperatures within the past decade, indicative of reduced nocturnal cooling.
- Outlook:** For 2026, temperatures are expected to remain above-average over the coming months, while rainfall is forecast to be near to below-average, in line with the CINWS Dry Season Prediction.

*30-YEAR AVERAGES ARE FOR THE WMO CLIMATOLOGICAL PERIOD OF 1991-2020