

Dry Spells Outlook for January to March 2023

*Coordination – CIMH – Dr. Cédric J. Van Meerbeeck
caricof@cimh.edu.bb*

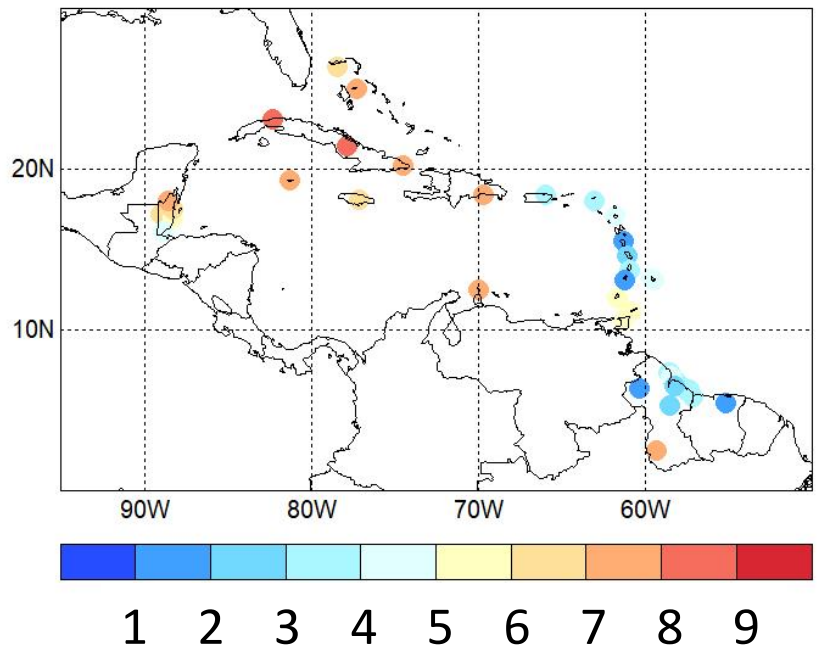
Participating territories

Antigua & Barbuda, Aruba, Bahamas, Barbados, Belize, Cayman Islands, Cuba, Curaçao, Dominica, Dominican Republic, French Guiana, Grenada, Guadeloupe, Guyana, Haïti, Jamaica, Martinique, Puerto Rico, St. Barts, St. Kitts & Nevis, St. Lucia, St. Maarten/St. Martin, St. Vincent & the Grenadines, Suriname, Trinidad & Tobago and the US Virgin Islands

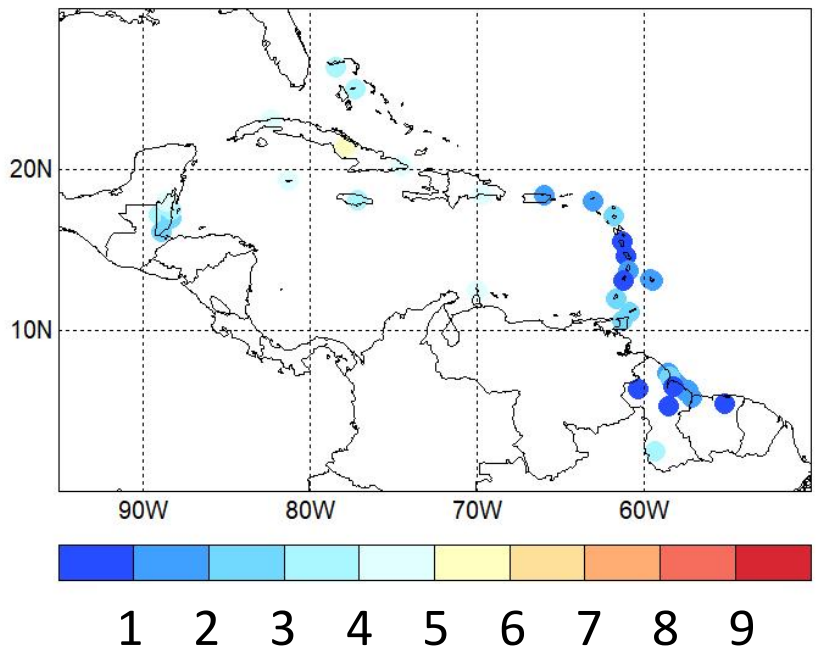


How many 7-day, 10-day or 15-day dry spells do we historically get **on average** from January to March?

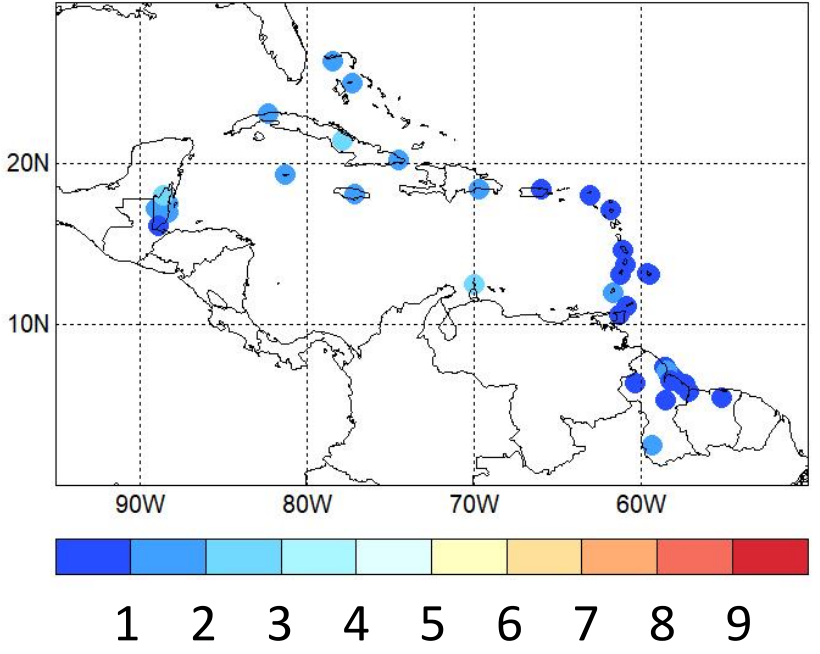
7-day dry spells



10-day dry spells

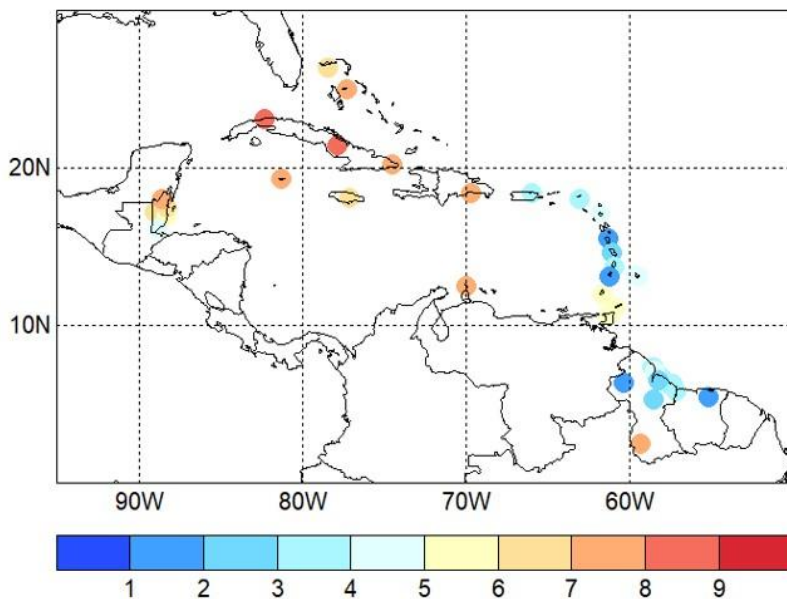


15-day dry spells



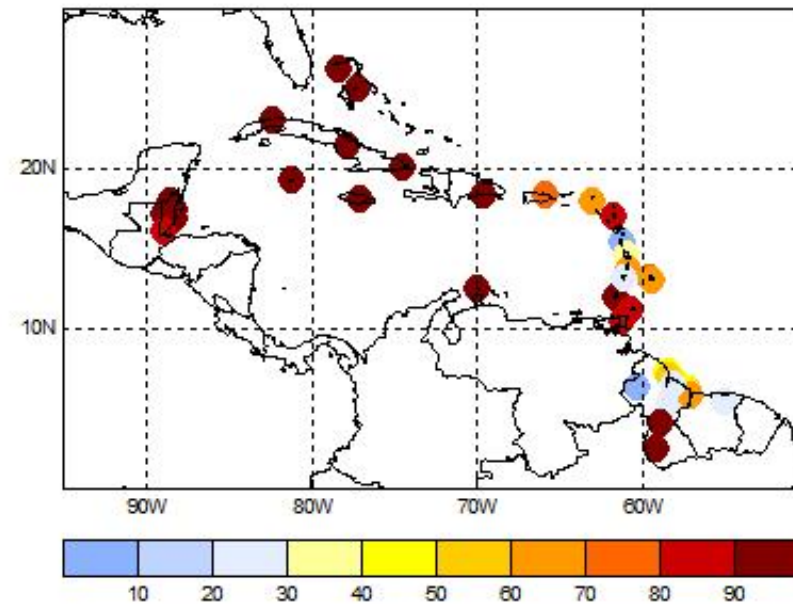
7-day dry spells from January to March 2022

Historical avg. number of 7-day dry spells

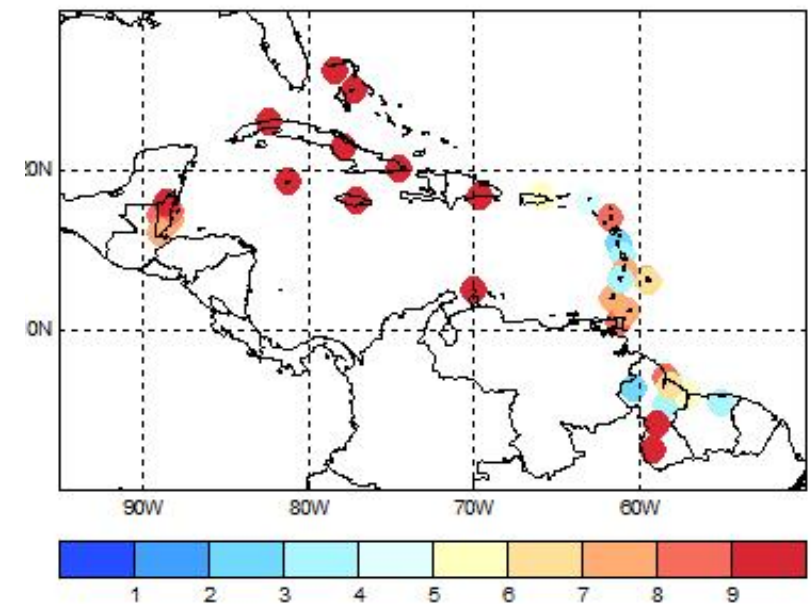


What is the FORECAST for January to March 2023?

Probability of at least THREE 7-day dry spells

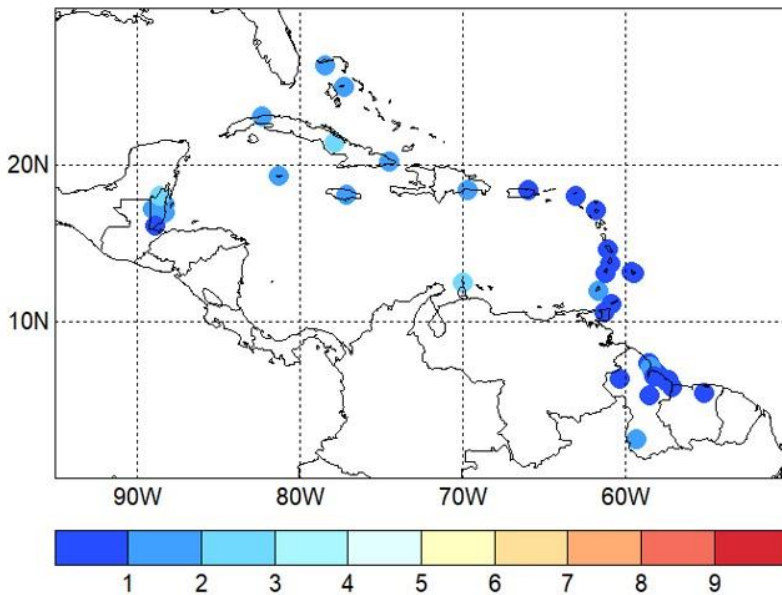


MAX number of 7-day dry spells



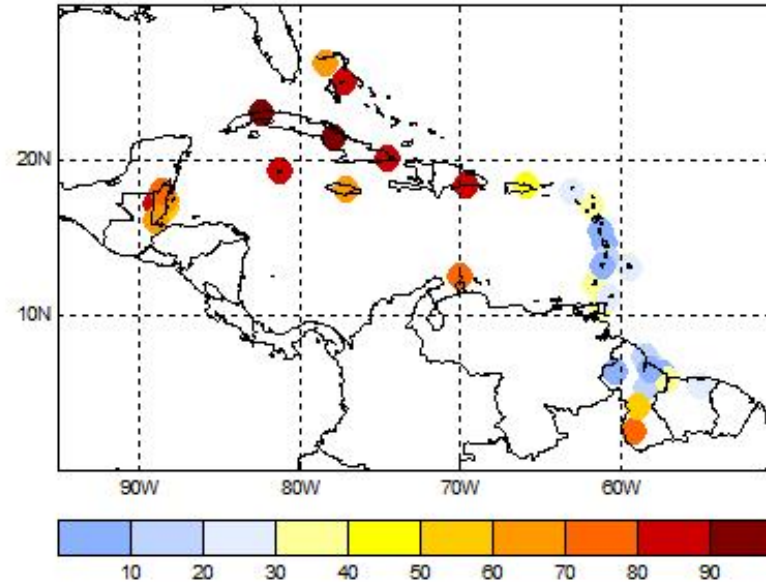
15-day dry spells from January to March 2022

Historical avg. number of 15-day dry spells

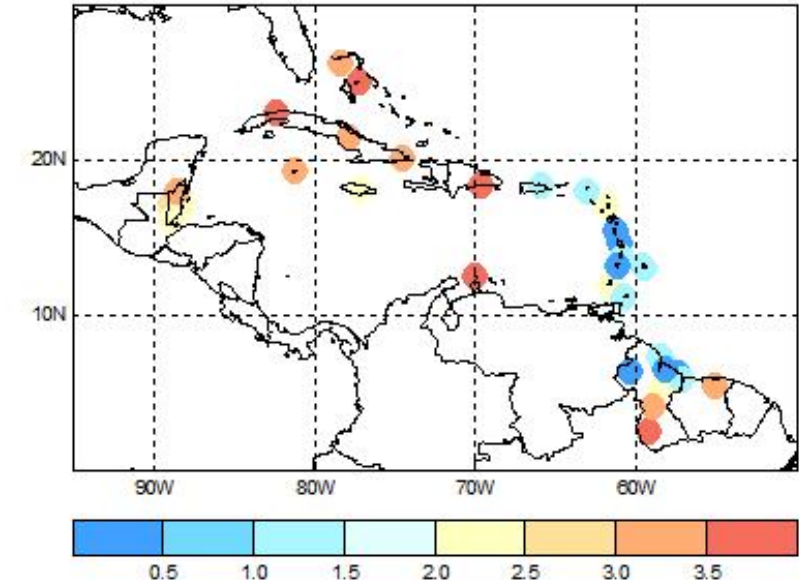


What is the FORECAST for January to March 2023?

Probability of at least ONE 15-day dry spell



MAX number of 15-day dry spells



January to March 2023

	No. of 7-dy dry spells		No. of 10-dy dry spells		No. of 15-dy dry spells	
	Climatology	Forecast	Climatology	Forecast	Climatology	Forecast
Antigua (GreenCas)	2-3	1-4	1-2	0-2	0-1	0-1
Aruba (Beatrix)	2-6	2-5	1-4	1-3	0-2	0-2
Bahamas (Freeport)	2-5	3-5	1-3	1-3	0-1	0-1
Bahamas (NewProvi)	3-5	3-5	1-3	1-3	0-1	0-2
Barbados (CIMH)	1-4	1-3	1-2	0-2	0-1	0-1
Barbados (GAIA)	1-3	1-3	1-2	0-1	0-1	0-1
Belize_Belmopan	2-4	2-4	1-2	1-2	0-1	0-1
Belize (C. Farm)	2-4	2-4	1-3	1-3	1-1	0-1
Belize_Melinda	2-4	2-4	1-2	1-2	0-1	0-1
Belize_PG-Airpor	2-4	2-4	1-3	1-3	0-1	0-1
Belize_PGorda	2-3	2-3	1-2	1-2	0-1	0-1
Belize_Towerhill	3-5	3-4	1-3	1-3	0-2	0-2
Cayman	3-5	3-5	1-3	1-3	0-1	0-1
Cuba_Camaguey	3-5	3-5	2-3	2-3	1-2	1-2
Cuba_Casablanca	3-6	4-6	1-4	2-4	1-2	0-2
Cuba (Punta Maisi)	3-5	3-5	2-3	1-3	0-2	0-2
Dominica (Douglas Charles)						
Dom. Republic (Las Americas)						
Grenada (MBIA)	2-4	2-3	1-3	0-2	0-1	0-1
Guyana_Aishalton	3-5	2-4	1-3	1-3	0-2	0-2
Guyana (Albion)	1-3	0-2	1-2	0-1	0-1	0-1
Guyana_Apaikwa	0-2	0-1	0-1	0-1	0-0	0-0
Guyana_Bmont7	1-3	1-2	0-2	0-2	0-1	0-0
Guyana_BmontFron	0-3	0-2	0-2	0-2	0-1	0-0

grey none are expected

blue an decrease,

brown is a increase in frequency,

January to March 2023

	No. of 7-dy dry spells		No. of 10-dy dry spells		No. of 15-dy dry spells	
	Climatology	Forecast	Climatology	Forecast	Climatology	Forecast
Guyana (Charity)	1-2	1-2	0-2	0-1	0-1	0-1
Guyana_DeKindren	1-3	0-2	0-2	0-1	0-1	0-0
Guyana (Enmore)	1-3	0-2	0-1	0-1	0-1	0-0
Guyana (Greatfall)	0-2	0-2	0-1	0-1		
Guyana (Georgetown)	1-2	1-2	0-1	0-1	0-0	0-0
Guyana_KaAprang	0-2	0-1	0-1	0-0	0-0	0-0
Guyana_LaBagat	2-5	1-4	0-2	0-2	0-1	0-1
Guyana_LeonFront	1-3	0-2	0-2	0-1	0-1	0-0
Guyana_McNabbB	1-3	0-2	0-2	0-1	0-1	0-0
Guyana (New Amsterdam)	0-3	0-2	0-2	0-1	0-1	0-0
Guyana_Onderneem	1-5	0-2	0-3	0-2	0-1	0-0
Guyana_RoseHall	1-2	1-2	0-1	0-1	0-0	0-0
Guyana (Skeldon)	1-3	1-2	0-2	0-1	0-1	0-0
Guyana (Timehri)	1-3	0-2	0-1	0-1		
Jamaica_Sangster	3-5	3-5	2-3	1-3	1-2	1-1
Jamaica_Worthy-P	2-4	3-5	1-3	1-3	0-1	0-1
Martinique (FDF Desaix)	1-2	0-2	0-1	0-1	0-1	0-0
Puerto Rico (San Juan)	2-3	1-3	0-2	0-1	0-1	0-1
St. Lucia (Hewanorra)	1-3	1-3	0-1	0-1	0-1	0-0
St. Vincent (ET Joshua)	0-2	0-1	0-1	0-1	0-0	0-0
St. Maarten (TNCM)	1-2	1-2	0-1	0-1	0-1	0-0
Suriname (Zanderij)	0-2	0-1	0-1	0-1	0-0	0-1
Trinidad (Piarco)	2-4	1-4	0-2	0-2	0-1	0-1
Tobago (ANR Robinson)	1-4	1-3	0-2	0-1	0-1	0-1

grey none are expected
blue an decrease,
brown is a increase in frequency,



CARICOF
CARIBBEAN CLIMATE OUTLOOK FORUM

caricof@cimh.edu.bb

rcc.cimh.edu.bb

Caribbean Institute for Meteorology and Hydrology

TEL: (246) 425-1362/3 | FAX: (246) 424-4733